



Stimulsoft company is glad to inform you about release of a new version for creating **reports and dashboards 2022.2**.

In the 2022.2 version, new elements were added, expanded the functionality of many existing components and optimized the work of products to make data analysis quicker and more convenient. The main innovations and improvements are presented to your attention.

version
2022.2

Visual design of QR barcode



The ability of expanded **customization of QR-code visual design**. It's possible to customize color and shape of graphical elements for this component. Customization is carried out in the component editor using properties. The customization of QR-code is limited only by features of the reader.



Button



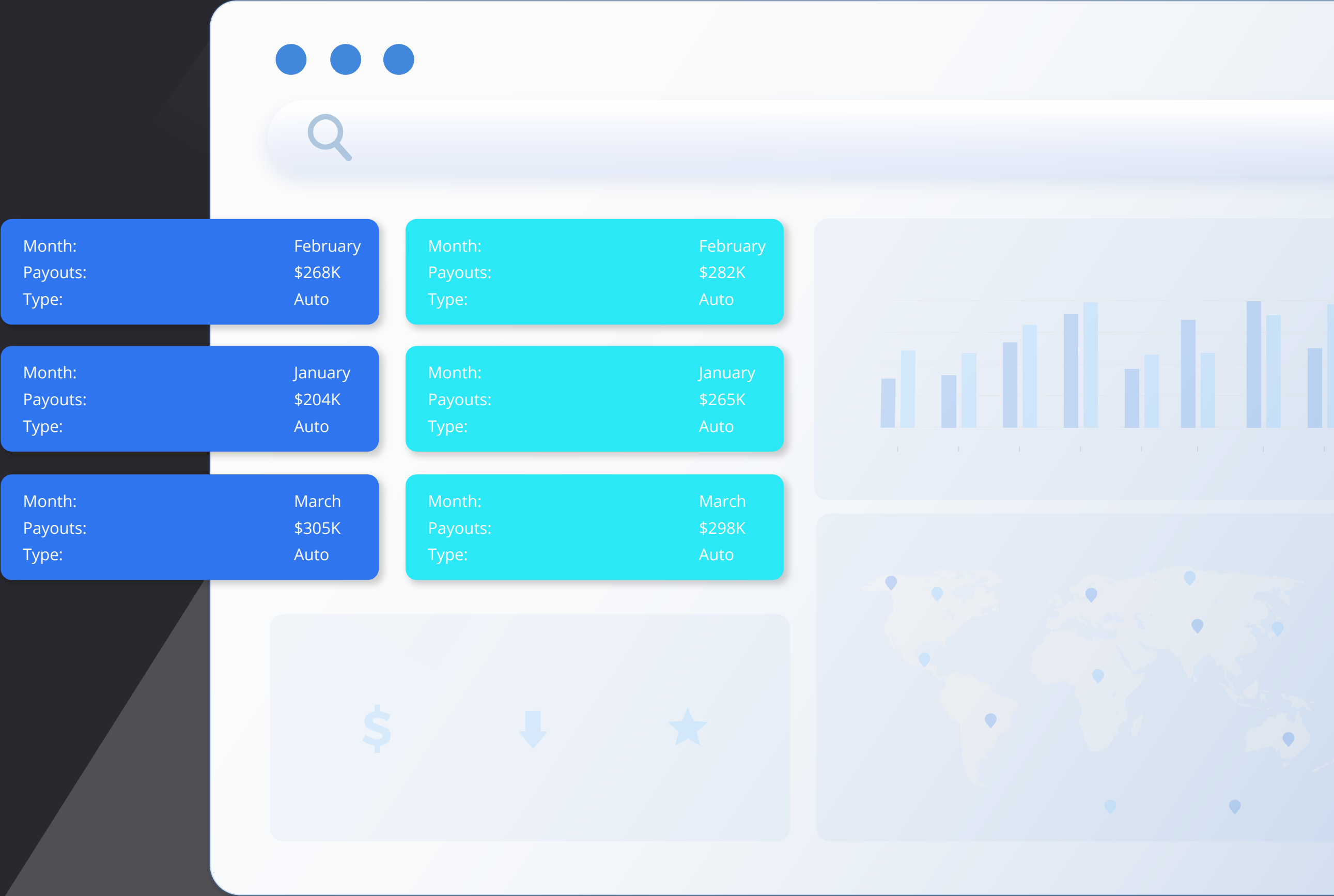
Button is an absolutely new interactive component for dashboards, that allows to execute certain scripts when clicking and depending on a component condition. A script can be implemented using a platform script language or using Blockly. The component contains a large number of visual settings depending on a condition.



Cards




Cards is a new component for creating dashboards. It allows to group, process and display data by a certain criterion as a separate card in a dashboard. It supports all types of graphical representation: clustered column, color scale, indicators, bubbles, sparklines and can display text and number values, images.



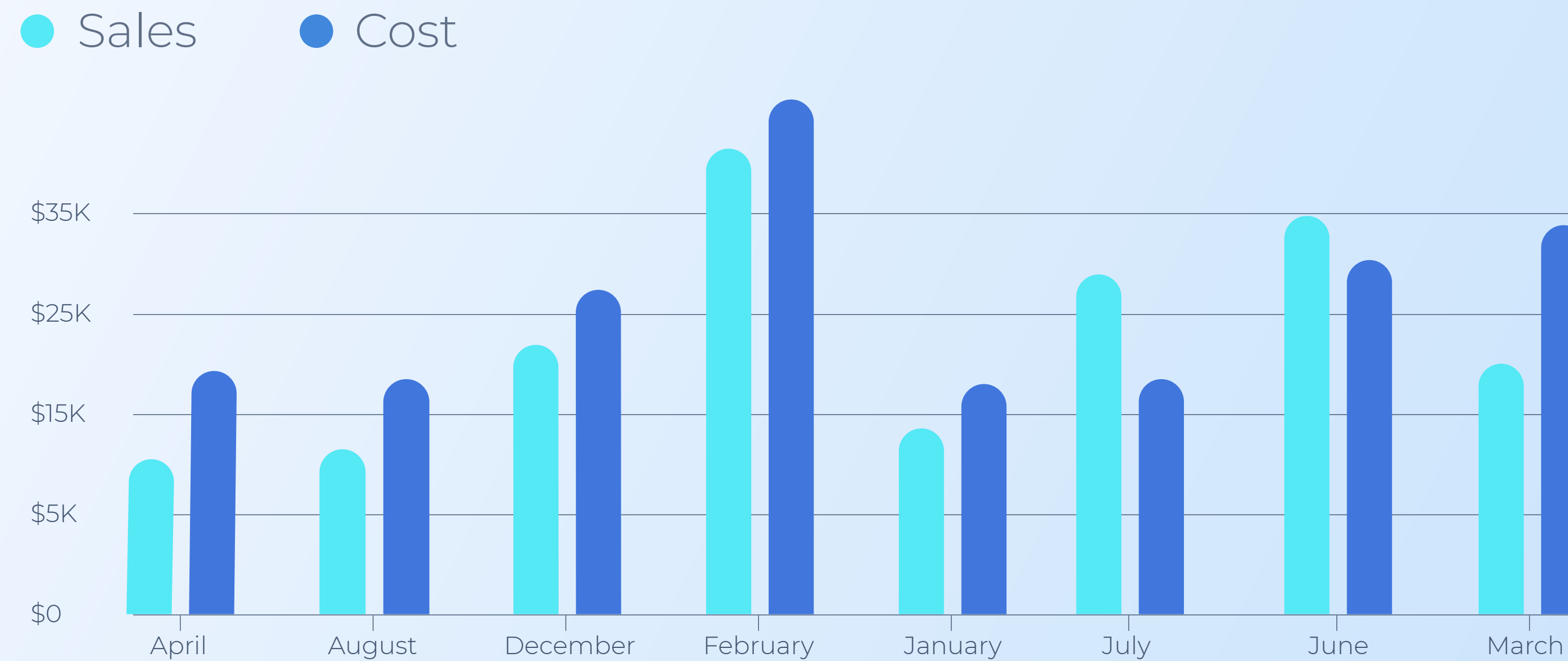
Pictorial Stacked Chart

Pictorial Stacked Chart is a new chart type for reports and dashboards. It serves to display the relative share of the value in the overall indicator. Any icon from the list can be presented as a graphical element of the chart.



Rounding in charts

This is the new feature for visual chart design. In the previous release, the ability to round borders of components in dashboards was added. Now it's possible to round the following graphical elements in charts - Bars, Clustered Columns, Gantt, etc. To apply rounding, you should use the Corner Radius property. This feature is available for most charts.



ECMAScript 5

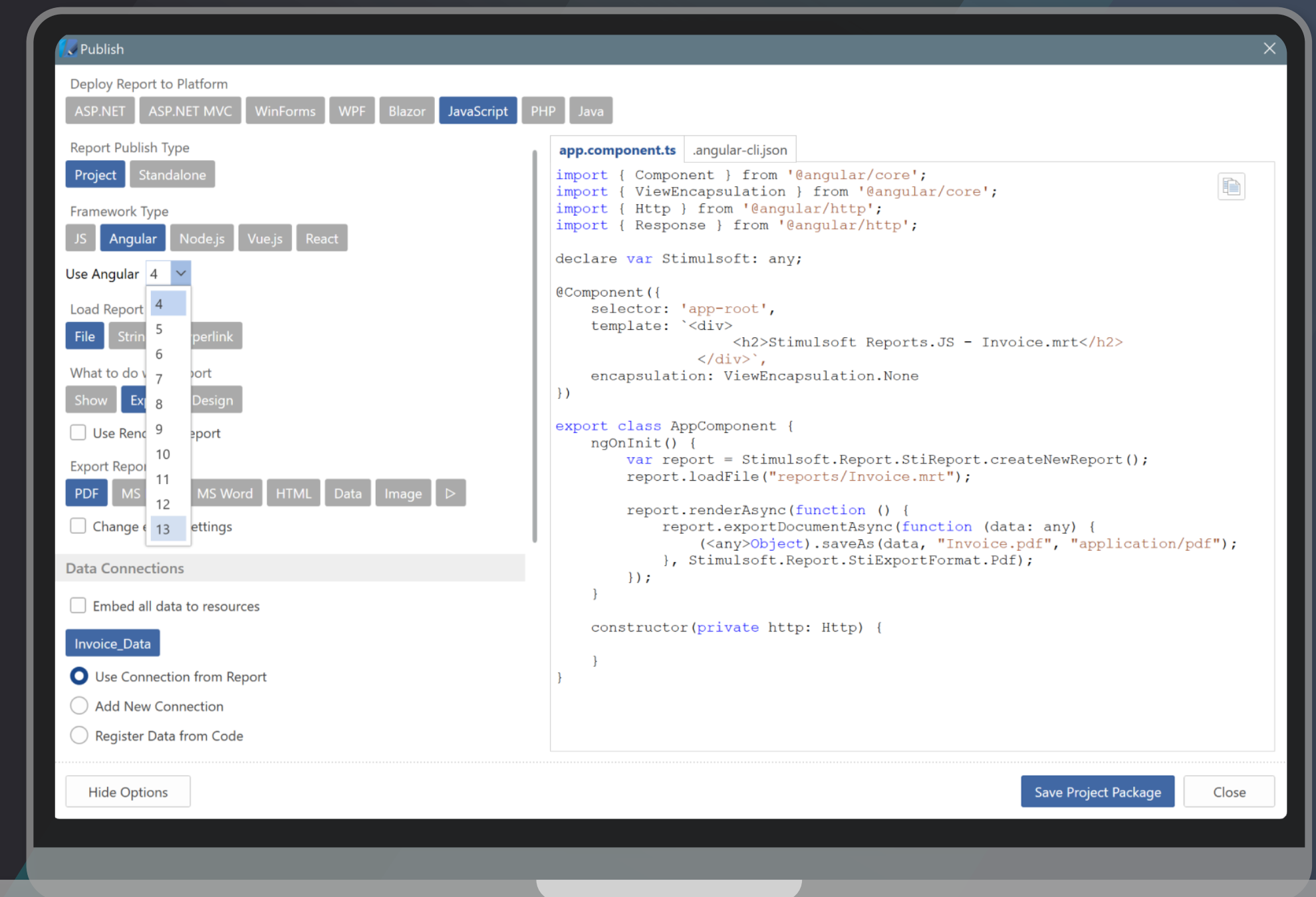


The ability to compile script file for **ES5** standard, which work in the Internet Explorer 11. The ES5 Script Assembly module is included in the licensed product package with source code.



Publish. Features for JavaScript

In this release, when publishing a report for the JavaScript platform, the ability to select a new type of the React + TypeScript project was added. In addition, when publishing a report to the JavaScript и Node.js project, now it's possible to enable data adapters for certain source types in a report. Besides, the support of all versions of the popular Angular framework has been added, including the current ones - 10, 11, 12, 13.



.NET 6.0 in the Publish



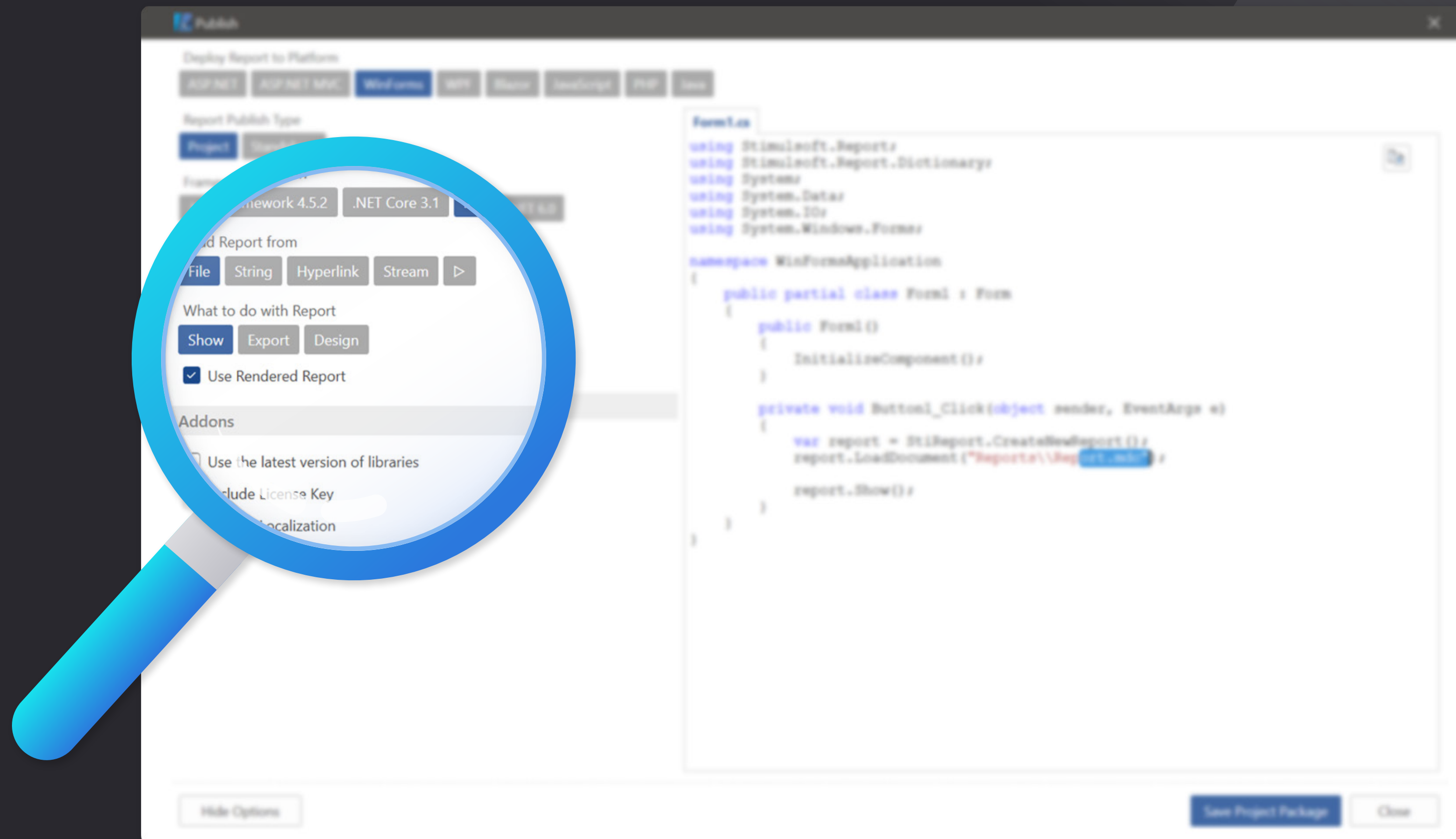
The update of the Publish wizard with the ability to specify .NET 6.0 framework version for a project. The option is available in ASP.NET MVC, Winforms, WPF, and Blazor in the Publish wizard.

A large graphic on the right side of the slide. It features a light blue folder icon with a list of items. Overlaid on the folder is the text ".NET 6" in a bold, sans-serif font. The ".NET" part is in a light blue color, and the "6" is in a darker blue color.

.NET 6

Other capabilities of the Publish wizard

In addition to the above, the ability to use a rendered report in mdc format instead of a report template in mrt format in a viewing or export project. To do this, you should check the Use Rendered Report parameter in the Publish Wizard. Another one new feature concerns only export. Now, it's possible to display export settings for a selected platform in the project code.





Contact Information

Phone:

+372-5839-3004
+44-20-32875081
+1-314-2663473

Email:

info@stimulsoft.com
sales@stimulsoft.com
support@stimulsoft.com

Telegram:

t.me/stimulsoft

Skype:

stimulsoft

